



Published on NAVADHI Market Research (<https://www.navadhi.com>)

[Home](#) > Global Biofuel Market Research Report 2021 (By Fuel Type, Application and Geography)

Global Biofuel Market Research Report 2021 (By Fuel Type, Application and Geography)



GLOBAL BIO FUEL MARKET 2021

© NAVADHI

www.navadhi.com

Publication ID:

NAV0917002

Publication Date:

September 12, 2017

Pages:

137

Countries:

[Global](#) [1]

Publication License Type *

- Single User License (PDF), \$4,500.00
- Site License (PDF), \$5,500.00
- Enterprise License (PDF), \$6,500.00

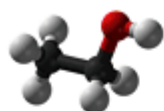
Please choose the suitable license type from above. More details are at given under tab "Report License Types" below.

Add to cart

Add to wish list



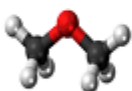
Biofuel Market Forecast by Type CAGR%



Ethanol 4.49 %



Biodiesel 8.57 %



BioDME 9.33 %



Biobutanol 10.74 %



Bio-derived Jet Fuels 12.14 %

Global Biofuel Market is expected to grow at 5.57% till 2021



The global Biofuel market is one which is expected to grow in the future due to the huge amount of demand placed on renewable energy. The amount of usable conventional sources of energy are decreasing and mandates are being issued by government to reduce production of nonrenewable energy due to large amount of pollution caused.

The objective of this research study is to understand the current Biofuel market across the world and to estimate the growth rate for the next 5 years. The report covers the detailed analysis of 10 companies- their value chain, financial performance, and forecast, Business strategy, SWOT analysis which are involved in cultivation and production of Biofuels and having presence across different regions of the world. The details of the company and certifications are also mentioned in this report.

The global Biofuel market is expected to grow at a CAGR of 5.57% by the year 2021.

The end users of Biofuel are automobile users and fuel driven machine users. Ethanol, Biodiesel, BioDME, Biobutanol and Bio derived Jet fuels are the major Biofuels produced in that order globally. Increasing demand for cleaner sources of energy, Lower emission levels in consumption, short production cycle required for renewable resources, Global awareness about environment protection, Government mandates and Diversification and reduction in dependency of exports are the key factors

which will drive the growth of this industry.

This report concludes by analyzing the industry through PESTLE, porters 5 forces and SWOT, discusses the challenges faced by the new players entering the industry and present and future trends observed. Strategic recommendations are also discussed separately and in detail for policy maker, end users, service providers and investors in the report.

What this report covers:

Biofuel Industry Forecast by Product Type:

- Ethanol
- Biodiesel
- BioDME
- Biobutanol
- Bio derived Jet fuels

Biofuel Industry Forecast by Applications

- Transportation and Aviation
- Others

Bio Fuel market forecast by Geography:

- North America
- Latin and South America
- Europe
- Asia Pacific
- Rest of the world

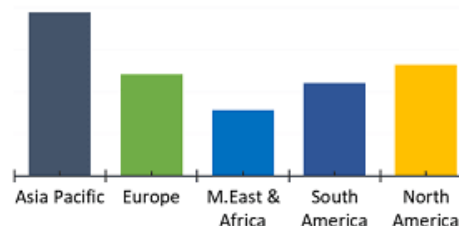
Global Biofuel Market Geography Wise Growth Forecast

The global Biofuel market is expected to grow at a CAGR of 5.57% by the year 2021

Geography Wise Market Share Position



Expected CAGR Growth % by 2021



www.navadhi.com

Scope of Report

- This report provides a detailed view of global Biofuel market with the current market value as well as projections for future market potential and growth rate.
- This report identifies the need for Biofuel production globally.
- This report provides detailed information on the value chain as well as the different market segments and their segment wise market share and growth potential.
- This report provides detailed information on product wise growth forecasts for Biofuel market globally by 2021.
- This report identifies the growth drivers and inhibitors for Biofuel market globally.
- This study also identifies policies related to Biofuel market globally.
- This report identifies various credit, policy and technical risks associated with Biofuel market globally.
- This report has detailed profiles of 10 key players in the world in Biofuel industry covering their business strategy, financial performance, future forecasts and SWOT analysis
- This report covers in detail the competitive landscape in detail of global Biofuel market.
- This report identifies the key industry bodies and associations and their role in global Biofuel market.
- This report provides PESTLE (political, economic, social, technological, legal and environmental) analysis for global Biofuel market.
- This report provides porters five forces analysis for global Biofuel market
- This report provides SWOT (strength, weaknesses, opportunities, threats) analysis for global Biofuel market

1. Executive Summary

- 1.1 Research Objectives
- 1.2 Research Methodology
- 1.3 Key Findings

1.4 Scope of Report

2. Need for Bio Fuel Market

3. Global Bio Fuel Market - Overview

3.1 Bio Fuel Evolution

3.1.1 First Generation Biofuel

3.1.2 Second Generation Biofuel

3.1.3 Third Generation Biofuel

3.1.4 Fourth Generation Biofuel

3.2 Biofuel Market Value Chain

4. Market Segments & Forecasts for Global Bio Fuel Industry

4.1 Overall Forecast for Global Bio Fuel Market till 2021

4.2 Biofuel Industry Forecast by Product Type

4.2.1 Ethanol

4.2.2 Biodiesel

4.2.3 Biobutanol

4.2.4 BioDME

4.2.5 Bio-Derived Jet Fuels

4.3 Biofuel Industry Forecast by Applications

4.3.1 Transportation & Aviation

4.3.2 Other Uses (Electricity Generation, Industry, and Manufacturing, Agriculture, Commercial and Residential etc.)

4.4 Bio Fuel market forecast by Geography

4.4.1 North America

4.4.2 Latin and South America (LASA)

4.4.3 Europe

4.4.4 Asia Pacific

4.4.5 Rest of the World

5. Growth Drivers and Inhibitors for Global Biofuel Industry

5.1 Growth Drivers

5.2 Growth Inhibitors

6. Risks associated with Global Biofuel Market

6.1 Credit Risk

6.1.1 Exchange rate fluctuations

6.1.2 Capital risk

6.2 Policy Risk (Government)

6.2.1 Support programs

6.2.2 Regulatory Policies

6.3 Technical Risk

6.3.1 Huge capital

6.3.2 Few number of experienced personnel

6.3.3 Development risk

7. Profile of Key Players in Global Biofuel Market

7.1 Archer Daniels Midland (ADM)

7.1.1 Company Profile

7.1.2 ADM in Biofuel Value Chain

7.1.3 Financial Performance of ADM

7.1.4 Business Strategy

7.1.5 SWOT Analysis for ADM

- Strengths
- Weaknesses
- Opportunities
- Threats

7.2 Green Plains Inc. (US)

7.2.1 Company Profile

7.2.2. Green Plains Inc. Value Chain

7.2.3 Financial Performance of Green Plains Inc.

7.2.4 Business Strategy

7.2.5 SWOT Analysis for Green Plains Inc.

- Strengths
- Weaknesses
- Opportunities
- Threats

7.3 Valero Energy Corporation (US)

7.3.1 Company Profile

7.3.2 Valero Energy Corporation in the Bio Fuel Value Chain

7.3.3 Financial Performance of Valero

7.3.4 Business Strategy

7.3.5 SWOT Analysis for Valero Energy Corporation

- Strengths
- Weaknesses
- Opportunities
- Threats

7.4 Cosan (Brazil)

7.4.1 Company Profile

7.4.2 Cosan in Biofuel Industry Value Chain

7.4.3 Financial Performance of Cosan

7.4.4 Business Strategy

7.4.5 SWOT Analysis for Cosan

- Strengths
- Weaknesses
- Opportunities
- Threats

7.5 Pacific Ethanol (US)

7.5.1 Company Profile

7.5.2 Pacific Ethanol in Biofuel Value Chain

7.5.3 Financial Performance of Pacific Ethanol

7.5.4 Business Strategy

7.5.5 SWOT Analysis for Pacific Ethanol

- Strengths
- Weaknesses
- Opportunities
- Threats

7.6 Neste (Finland)

7.6.1 Company Profile

7.6.2 Neste in Biofuel Value Chain

7.6.3 Financial Performance of Neste

7.6.4 Business Strategy

7.6.5 SWOT Analysis for Neste

- Strengths
- Weaknesses
- Opportunities
- Threats

7.7 Renewable Energy Group Inc. (US)

7.7.1 Company Profile

7.7.2 REGI in Biofuel Value Chain

7.7.3 Financial Performance of REGI

7.7.4 Business Strategy

7.7.5 SWOT Analysis for REGI

- Strengths
- Weaknesses
- Opportunities
- Threats

7.8 Amyris (US)

7.8.1 Company Profile

7.8.2 Amyris in Biofuel Value Chain

7.8.3 Financial Performance of Amyris

7.8.4 Business Strategy

7.8.5 SWOT Analysis for Amyris

- Strengths
- Weaknesses
- Opportunities
- Threats

7.9 Future Fuel Corp (US)

7.9.1 Company Profile

7.9.2 Future Fuel Corp in the Bio Fuel Value Chain

7.9.3 Financial Performance of Future Fuel Corp

7.9.4 Business Strategy

7.9.5 SWOT Analysis for Future Fuel Corp

- Strengths
- Weaknesses
- Opportunities

- Threats

7.10 Gevo Inc. (US)

7.10.1 Company Profile

7.10.2 Gevo Inc. in Biofuel Value Chain

7.4.3 Financial Performance of Gevo Inc.

7.10.4 Business Strategy

7.10.5 SWOT Analysis for Gevo Inc.

- Strengths
- Weaknesses
- Opportunities
- Threats

8. Competitive Landscape in Global Biofuel Market

8.1 Competitive Landscape

8.2 Merger and Acquisition

9. Global Associations Related to Biofuel Industry

9.1 International Air Transport association

9.2 The biofuels association of Australia

9.3 Advanced Biofuels association

9.4 European Biodiesel Board

10. Analysis Models

10.1 PESTLE Analysis

10.1.1 Political

10.1.2 Economic

10.1.3 Social

10.1.4 Technological

10.1.5 Legal

10.1.6 Environmental

10.2 Porter's Five Forces

- Threat of New Entrants
- Bargaining Power of Suppliers
- Bargaining Power of Buyers
- Rivalry among Existing Firms
- Threat of Substitutes

10.3 SWOT Analysis

- Strengths
- Weaknesses
- Opportunities
- Threats

11. Challenges Faced by New Players in Global Biofuel Market

11.1 Feedstock costs

11.2 Policy instability

- 11.3 Huge Capital requirement
- 11.4 Intellectual Property Rights

12. Current and Future Trends in Biofuel Market

- 12.1 Biodiesel popularity
- 12.2 Broader global distribution
- 12.3 Improvement in processing technologies
- 12.4 Intellectual property rights
- 12.5 Demand in low carbon oriented markets

13. Case Study

- 13.1 Sustainable Jet Fuel - Reducing the burden of CO2

14. Strategic Recommendations

- 14.1 For Policy Makers
- 14.2 For End Users
- 14.3 For Service Providers
- 14.4 For Investors

15. Appendix

Questionnaire design

List of Exhibits

Notes

Company Information

List of Exhibits:

- Exhibit 3.2.1 Global Biofuel Industry Value Chain
- Exhibit 4.1 Forecast of global biofuel market 2017-21 (By Value)
- Exhibit 4.2 Forecast of global biofuel market 2017-21 (By Volume)
- Exhibit 4.2a Global biofuel market share product wise (%)
- Exhibit 4.2b Growth Forecast for Biofuel Market Product Wise 2017-21(%)
- Exhibit 4.2.1.1 Forecast of Ethanol Market 2017-21(Billion Dollar)
- Exhibit 4.2.1.2 Forecast of Ethanol Market 2017-21(Million Gallons)
- Exhibit 4.2.2.1 Forecast of Biodiesel market 2017-21(Billion Dollar)
- Exhibit 4.2.2.2 Forecast of Biodiesel market 2017-21(Million Gallons)
- Exhibit 4.2.3.1 Forecast of Biobutanol Market 2017-21 (Billion Dollar)
- Exhibit 4.2.3.2 Forecast of Biobutanol Market 2017-21(Million Gallons)
- Exhibit 4.2.4.1 Forecast of BioDME Market 2017-21 (Billion Dollar)
- Exhibit 4.2.4.2 Forecast of BioDME Market 2017-21 (Million Gallon)
- Exhibit 4.2.4.2 Forecast of BioDME Market 2017-21 (Million Gallon)
- Exhibit 4.2.5.2 Forecast of Bio-Derived Jet Fuel Market 2017-21 (Million Gallons)
- Exhibit 4.3a Global Biofuel market share by Application (%)
- Exhibit 4.3b Growth Forecast for Biofuel market based on Application 2017-21 (%)
- Exhibit 4.3.1 Forecast of GM Market 2017-21 (Billion Dollar)

Exhibit 4.3.2 Forecast of Conventional Market 2017-21 (Billion Dollar)

Exhibit 4.4a Market Share of various Geographies in Global Biofuel Market-2016 (%)

Exhibit 4.4b Geography wise growth forecast for global biofuel market 2017-21 (%)

Exhibit 4.4.1.1 Forecast of North America Biofuel Market 2017-21(Billion Dollar)

Exhibit 4.4.1.2 Forecast of North America Biofuel Market 2017-21(Million Gallons)

Exhibit 4.4.2.1 Forecast of Latin & South America Biofuel Market 2017-21(Billion Dollar)

Exhibit 4.4.2.2 Forecast of Latin & South America Biofuel Market 2017-21(Million Gallons)

Exhibit 4.4.3.1 Forecast of Europe Biofuel Market 2017-21(Billion Dollar)

Exhibit 4.4.3.2 Forecast of Europe Biofuel Market 2017-21(Million Gallons)

Exhibit 4.4.4.1 Forecast of Asia pacific Biofuel Market 2017-21(Billion Dollar)

Exhibit 4.4.4.2 Forecast of Asia pacific Biofuel Market 2017-21(Million Gallons)

Exhibit 4.4.5.1 Forecast of Rest of the World Biofuel Market 2017-21(Billion Dollar)

Exhibit 4.4.5.2 Forecast of Rest of the World Biofuel Market 2017-21(Million Gallons)

Exhibit 5.1 Growth drivers and Inhibitors for Global Biofuel Industry

Exhibit 7.1.1 Contact Details - ADM

Exhibit 7.1.2 Company Profile - ADM

Exhibit 7.1.3 ADM in biofuel industry value chain

Exhibit 7.1.4 ADM Revenue from 2011-12 to 2015-16 (in Million Dollar)

Exhibit 7.1.5 Year-wise ADM Revenue Growth from 2011-12 to 2015-16 (in %)

Exhibit 7.1.6 Estimated ADM in Revenue from 2016-17 to 2020-21 (in Million Dollar)

Exhibit 7.1.7 Estimated Year-wise ADM Revenue Growth from 2016-17 to 2020-21 (in %)

Exhibit 7.1.8 SWOT Analysis of ADM

Exhibit 7.2.1 Company Profile - Green plains Inc.

Exhibit 7.2.2 Contact Details - Green Plains Inc.

Exhibit 7.2.3 Green Plains Inc. in industry value chain

Exhibit 7.2.4 Green Plains Inc. Revenue from 2011-12 to 2015-16 (in Million Dollar)

Exhibit 7.2.5 Year-wise Green Plains Inc. Revenue Growth from 2011-12 to 2015-16 (in %)

Exhibit 7.2.6 Estimated Green Plains Inc. Revenue from 2016-17 to 2020-21 (in Million Dollar)

Exhibit 7.2.7 Estimated Year-wise Green plains Inc. Revenue Growth from 2016-17 to 2020-21(in %)

Exhibit 7.2.8 SWOT Analysis for Green Plains Inc.

Exhibit 7.3.1 Company Profile - Valero

Exhibit 7.3.2 Contact Details - Valero

Exhibit 7.3.3 Valero in industry value chain

Exhibit 7.3.4 Valero Revenue from 2011-12 to 2015-16 (in Million Dollar)

Exhibit 7.3.5 Year-wise Valero Revenue Growth from 2011-12 to 2015-16 (in %)

Exhibit 7.3.6 Estimated Valero in Revenue from 2016-17 to 2020-21 (in Million Dollar)

Exhibit 7.3.7 Estimated Year-wise Valero Revenue Growth from 2016-17 to 2020-21 (in %)

Exhibit 7.3.8 SWOT Analysis for Valero Energy Corporation

Exhibit 7.4.1 Company Profile - Cosan

Exhibit 7.4.2 Contact Details - Cosan

Exhibit 7.4.3 Cosan in industry value chain

Exhibit 7.4.4 Cosan Revenue from 2011-12 to 2015-16 (in Million Dollar)

Exhibit 7.4.5 Year-wise Cosan Revenue Growth from 2011-12 to 2015-16 (in %)

Exhibit 7.4.6 Estimated Cosan in Revenue from 2016-17 to 2020-21 (in Million Dollar)

Exhibit 7.4.7 Estimated Year-wise Cosan Revenue Growth from 2016-17 to 2020-21 (in %)

Exhibit 7.4.8 SWOT Analysis for Cosan Energy Corporation

Exhibit 7.5.1 Company Profile - Pacific Ethanol

Exhibit 7.5.2 Contact Details - Pacific Ethanol

Exhibit 7.5.3 Pacific Ethanol in industry value chain

Exhibit 7.5.4 Pacific Ethanol Revenue from 2011-12 to 2015-16 (in Million Dollar)

Exhibit 7.5.5 Year-wise Pacific Ethanol Revenue Growth from 2011-12 to 2015-16 (in %)

Exhibit 7.5.6 Estimated Pacific Ethanol in Revenue from 2016-17 to 2020-21 (in Million Dollar)
Exhibit 7.5.7 Estimated Year-wise Pacific Ethanol Revenue Growth from 2016-17 to 2020-21 (in %)
Exhibit 7.5.8 SWOT Analysis for Pacific Ethanol Energy Corporation
Exhibit 7.6.1 Company Profile – Neste
Exhibit 7.6.2 Contact Details – Neste
Exhibit 7.6.3 Neste in industry value chain
Exhibit 7.6.4 Neste Revenue from 2011-12 to 2015-16 (in Million Dollar)
Exhibit 7.6.5 Year-wise Neste Revenue Growth from 2011-12 to 2015-16 (in %)
Exhibit 7.6.6 Estimated Neste in Revenue from 2016-17 to 2020-21 (in Million Dollar)
Exhibit 7.6.7 Estimated Year-wise Neste Revenue Growth from 2016-17 to 2020-21 (in %)
Exhibit 7.6.8 SWOT Analysis for Neste Energy Corporation
Exhibit 7.7.1 Company Profile – REGI
Exhibit 7.7.2 Contact Details – REGI
Exhibit 7.7.3 REGI in industry value chain
Exhibit 7.7.4 REGI Revenue from 2011-12 to 2015-16 (in Million Dollar)
Exhibit 7.7.5 Year-wise REGI Revenue Growth from 2011-12 to 2015-16 (in %)
Exhibit 7.7.6 Estimated REGI in Revenue from 2016-17 to 2020-21 (in Million Dollar)
Exhibit 7.7.7 Estimated Year-wise REGI Revenue Growth from 2016-17 to 2020-21 (in %)
Exhibit 7.7.8 SWOT Analysis for REGI Energy Corporation
Exhibit 7.8.1 Company Profile – Amyris
Exhibit 7.8.2 Contact Details – Amyris
Exhibit 7.8.3 Amyris in industry value chain
Exhibit 7.8.4 Amyris Revenue from 2011-12 to 2015-16 (in Million Dollar)
Exhibit 7.8.5 Year-wise Amyris Revenue Growth from 2011-12 to 2015-16 (in %)
Exhibit 7.8.6 Estimated Amyris in Revenue from 2016-17 to 2020-21 (in Million Dollar)
Exhibit 7.8.7 Estimated Year-wise Amyris Revenue Growth from 2016-17 to 2020-21 (in %)
Exhibit 7.8.8 SWOT Analysis for Amyris Energy Corporation
Exhibit 7.9.1 Company Profile – Future Fuel Corp
Exhibit 7.9.2 Contact Details – Future Fuel Corp
Exhibit 7.9.3 Future Fuel Corp in industry value chain
Exhibit 7.9.4 Future Fuel Corp Revenue from 2011-12 to 2015-16 (in Million Dollar)
Exhibit 7.9.5 Year-wise Future Fuel Corp Revenue Growth from 2011-12 to 2015-16 (in %)
Exhibit 7.9.6 Estimated Future Fuel Corp in Revenue from 2016-17 to 2020-21 (in Million Dollar)
Exhibit 7.9.7 Estimated Year-wise Future Fuel Corp Revenue Growth from 2016-17 to 2020-21 (in %)
Exhibit 7.9.8 SWOT Analysis for Future Fuel Corp Energy Corporation
Exhibit 7.10.1 Company Profile – Gevo Inc.
Exhibit 7.10.2 Contact Details – Gevo Inc.
Exhibit 7.10.3 Gevo Inc. in industry value chain
Exhibit 7.10.4 Gevo Inc. Revenue from 2011-12 to 2015-16 (in Million Dollar)
Exhibit 7.10.5 Year-wise Gevo Inc. Revenue Growth from 2011-12 to 2015-16 (in %)
Exhibit 7.10.6 Estimated Gevo Inc. in Revenue from 2016-17 to 2020-21 (in Million Dollar)
Exhibit 7.10.7 Estimated Year-wise Gevo Inc. Revenue Growth from 2016-17 to 2020-21 (in %)
Exhibit 7.10.8 SWOT Analysis for Gevo Inc. Energy Corporation
Exhibit 8.1 Competitive Scenario
Exhibit 10.1 Porters Five forces

1. **Archer Daniels Midland (ADM)**
2. **Green Plains Inc. (US)**
3. **Valero Energy Corporation (US)**
4. **Cosan (Brazil)**
5. **Pacific Ethanol (US)**

6. **Neste (Finland)**
7. **Renewable Energy Group Inc. (US)**
8. **Amyris (US)**
9. **Future Fuel Corp (US)**
10. **Gevo Inc. (US)**

Single User License (PDF)

- This license allows for use of a publication by one person.
- This person may print out a single copy of the publication.
- This person can include information given in the publication in presentations and internal reports by providing full copyright credit to the publisher.
- This person cannot share the publication (or any information contained therein) with any other person or persons.
- Unless a Enterprise License is purchased, a Single User License must be purchased for every person that wishes to use the publication within the same organization.
- Customers who infringe these license terms are liable for a Enterprise license fee.

Site License (PDF)*

- This license allows for use of a publication by all users within one corporate location, e.g. a regional office.
- These users may print out a single copy of the publication.
- These users can include information given in the publication in presentations and internal reports by providing full copyright credit to the publisher.
- These users cannot share the publication (or any information contained therein) with any other person or persons outside the corporate location for which the publication is purchased.
- Unless a Enterprise License is purchased, a Site User License must be purchased for every corporate location by an organization that wishes to use the publication within the same organization.
- Customers who infringe these license terms are liable for a Enterprise license fee.

Enterprise License (PDF)*

- This license allows for use of a publication by unlimited users within the purchasing organization e.g. all employees of a single company.
- Each of these people may use the publication on any computer, and may print out the report, but may not share the publication (or any information contained therein) with any other person or persons outside of the organization.
- These employees of purchasing organization can include information given in the publication in presentations and internal reports by providing full copyright credit to the publisher.

*If Applicable.

About Us



Intelligence Rediscovered

NAVADHI is a market research company that helps global firms differentiate themselves, break market entry barriers, track their investments, develop business strategies and plan for future by providing actionable market research intelligence that helps them succeed.

Information

- [About Us](#)
- [Publications](#)
- [FAQs](#)
- [Privacy Policy](#)
- [Terms & Conditions](#)
- [Careers](#)
- [Press Releases](#)
- [Contact](#)

Contact Info

C-3/81, 3rd Floor, Vibhuti Khand, Gomti Nagar, Lucknow, Uttar Pradesh, India - 226010

Mon - Sat: 9:00 - 18:00

Source URL: <https://www.navadhi.com/publications/global-biofuel-market-research-report-2021-fuel-type-application-and-geography>

Links

[1] <https://www.navadhi.com/countries/global>